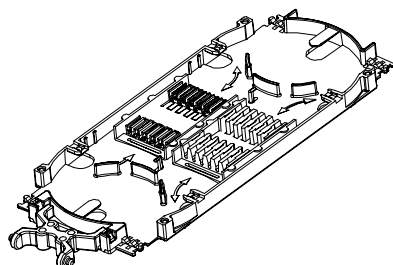


Ordering Guide of the FOSC Splicing Trays and Storage Baskets

This document provides assistance with the selection of FOSC trays and storage baskets for use in FOSC closures. It includes the following sections:



1 Product description	2
2 Ordering information	3
2.1 FOSC trays (part of closure kit)	3
2.2 FOSC trays (separate ordering)	4
2.2.1 To fit in closure size AS	4
2.2.2 To fit in closure size A	4
2.2.3 To fit in closure size B	4
2.2.4 To fit in closure size D	5
2.3 FOSC storage baskets	5
3 Product guide	6
3.1 Product description	6
3.1.1 FOSC splicing tray size AS	6
3.1.2 FOSC splicing tray size A	6
3.1.3 FOSC splicing tray size B	7
3.1.4 FOSC splicing tray size D	7
3.1.5 FOSC storage basket	8
3.2 Characteristics and capacities	10
3.2.1 FOSC splicing tray size AS	10
3.2.2 FOSC splicing tray size A	11
3.2.3 FOSC splicing tray size B	12
3.2.4 FOSC splicing tray size D	13
3.2.5 FOSC storage basket	14

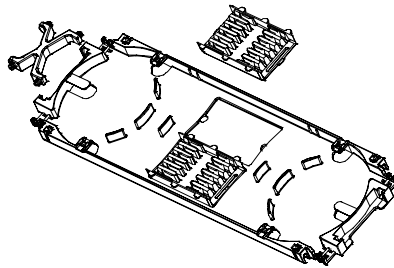
1 Product description

FOSC splicing trays are designed to store fibers and splices in a controlled way. The same proven fiber routing procedures can be used in all the network elements that accept FOSC trays.

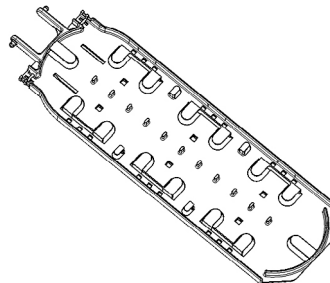
The arrangement of the fiber and splices is such that fiber bending is controlled to conform with minimum bend radius requirements in all parts of the tray. The hinged feature of the trays provides protection of the fiber as well as easy access.

Different sizes are available (A, B and D) in relation to the different closures sizes.

Two tray layouts are available: one with splice modules in the centre of the tray (also called “US tray layout”), and one with the splices at the exterior of the tray (called the “European tray layout”):



splice storage modules in the center of the tray (“US tray layout”)



splices at the exterior of the tray (“European tray layout”)

Each tray size is available for different splice capacities and for different types of splices (heat-shrinkable splices, RECORDsplice, ANT and most mechanical splices).

A ‘**Storage Basket**’ is a slack tray for FOSC closures to store extra or uncut fiber lengths.

2 Ordering information

FOSC trays can be ordered as part of the closure kit. In that case, part of the closure name string is defined by the splicing tray type.

FOSC trays can also be ordered separately. Available FOSC trays are listed in section 0.

2.1 FOSC trays (part of closure kit)

If FOSC trays are ordered as part of a closure kit, the digits mentioned in this table should be used in the ordering description of the closure:

Closure size	FOSC-400AS FOSC-400A8	FOSC-400A4 FOSC-400A8 FOSC-450A FOSC-450BS FOSC-500B	FOSC-400B2 FOSC-400B4 FOSC-400D5/B FOSC-450B6	FOSC-400D5 FOSC-450D6 FOSC-600C FOSC-600D
Splice storage in modules (see section 1: product description)	No (*)	Yes (*)	No (*)	Yes (*)
Splicing tray reference (single fiber)	S6	12 16 24	S08 S16 S24	12 16 24
				S12 S24
				36 48 72 S96 L96
	A6			A24
		A16 A24		A72 A96
		24RS	24RS	96RS
Splicing tray reference (ribbon)		4R4	6R4	RT

Refer to section 3.1.1 for a drawing and the splice capacity of the tray. Section 3.2.1 shows all characteristics of each tray.

For example:

FOSC-400B4-S24-1-NNN is a 'B' size FOSC-400 'B' size closure with 1 'S24' splicing tray (to hold 24 heat-shrinkable splice protectors – in-line/stacked).

(*) Type of splice holder:

....	SMOUV heatshrinkable (45mm)
L	SMOUV heatshrinkable (60mm)
A	ANT splice protector
RS	RECORDSPLICE
R4	Ribbon 4
RT	Ribbon 12/24

FOSC trays (separate ordering)

2.1.1 To fit in closure size 400AS or 400A8

For tray characteristics refer to section 3.2.1.

Name	Qty/Pk	Description
FOSC-AS-TRAY-S6-1	1 pc	Thin 'A' tray for 6 heat-shrink splice protectors at the exterior of the tray.
FOSC-AS-TRAY-A6-1	1 pc	Thin 'A' tray for 6 ANT splice protectors at the exterior of the tray.

2.1.2 To fit in closure size 400A4, 400A8, 450A, 450BS, 500B

For tray characteristics refer to section 3.2.1.

Name	Qty/Pk	Description
FOSC-A-TRAY-S08-1	1 pc	'A' tray for 8 stacked heat-shrink splice protectors at the exterior of the tray.
FOSC-A-TRAY-S16-1	1 pc	'A' tray for 16 stacked heat-shrink splice protectors at the exterior of the tray.
FOSC-A-TRAY-S24-1	1 pc	'A' tray for 24 stacked heat-shrink splice protectors at the exterior of the tray.
FOSC-A-TRAY-A16	1 pc	'A' tray for 16 ANT splice protectors at the exterior of the tray.
FOSC-A-TRAY-A24	1 pc	'A' tray for 24 ANT splice protectors at the exterior of the tray.
FOSC-A-TRAY-4R4-1	1 pc	'A' tray for 4 ribbon 4 splice protectors at the exterior of the tray.
FOSC-A-TRAY-12	1 pc	'A' tray with 2 splicing modules for 6 splices each.
FOSC-A-TRAY-16	1 pc	'A' tray with 2 splicing modules for 8 splices each.
FOSC-A-TRAY-24	1 pc	'A' tray with 2 splicing modules for 12 splices each.
FOSC-A-TRAY-24RS-1	1 pc	'A' tray with 2 splicing modules for 12 RECORDsplices each

2.1.3 To fit in closure size 400B2, 400B4, 400D5/B, 450B6

For tray characteristics refer to section 3.2.1.

Name	Qty/Pk	Description
FOSC-B-TRAY-S12-1	1 pc	'B' tray for 12 stacked heat-shrink splice protectors at the exterior of the tray.
FOSC-B-TRAY-S24-1	1 pc	'B' tray for 24 stacked heat-shrink splice protectors at the exterior of the tray.
FOSC-B-TRAY-A24-1	1 pc	'B' tray for 24 ANT splice protectors at the exterior of the tray.
FOSC-B-TRAY-6R4-1	1 pc	'B' tray for 6 ribbon 4 splice protectors at the exterior of the tray.
FOSC-B-TRAY-12-1	1 pc	'B' tray with 2 splicing modules for 6 splices each.
FOSC-B-TRAY-16-1	1 pc	'B' tray with 2 splicing modules for 8 splices each.
FOSC-B-TRAY-24-1	1 pc	'B' tray with 2 splicing modules for 12 splices each.
FOSC-B-TRAY-24RS-1	1 pc	'B' tray with 2 splicing modules for 12 RECORDsplices each

2.1.4 To fit in closure size 400D5, 450D6, 600C, 600D

For tray characteristics refer to section 3.2.1.

Name	Qty/Pk	Description
FOSC-D-TRAY-36-1	1 pc	'D' tray with 6 splicing modules for 6 heat shrink or mechanical splices each.
FOSC-D-TRAY-48-1	1 pc	'D' tray with 6 splicing modules for 8 heat shrink splices each.
FOSC-D-TRAY-72-1	1 pc	'D' tray with 6 splicing modules for 12 heat shrink splices each.
FOSC-D-TRAY-A72-1	1 pc	'D' tray with 6 splicing modules for 12 ANT splices each.
FOSC-D-TRAY-S96-1	1 pc	'D' tray with 8 splicing modules for 12 stacked short heat shrink splices each.
FOSC-D-TRAY-L96-1	1 pc	'D' tray with 8 splicing modules for 12 stacked long heat shrink splices each.
FOSC-D-TRAY-A96-1	1 pc	'D' tray with 6 splicing modules for 12 ANT splices each.
FOSC-D-TRAY-RT24-1	1 pc	'D' tray with 4 stacked splicing modules for 6 ribbon 12 splices.
FOSC-D-TRAY-96RS-1	1 pc	'D' tray with 8 splicing modules for 12 RECORDsplices each.

2.2 FOSC storage baskets

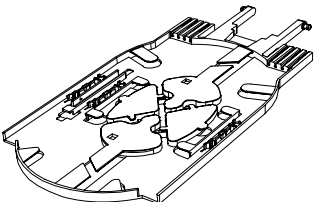
Name	Qty/Pk	Description
FOSC-A-BASKET	1 pc	A4-size closure: Slack tray to store express stranded fiber & ribbon fiber.
FOSC400-A4/A8-BASKET	1 pc	A4/A8-size closure: Slack tray to store express stranded fiber & ribbon fiber.
FOSC-A8-BASKET-FA/DW	1 pc	A8/AS-size closure: Slack tray to store express stranded fiber. Basket facing down.
FOSC-A8-BASKET-FA/UP	1 pc	A8/AS-size closure: Slack tray to store express stranded fiber. Basket facing up.
FOSC-B-BASKET-LBT		B-size closure: Loose buffer tube slack tray to store extra or uncut lengths in a B-size closure.
FOSC-ACC-B-BASKET	1 pc	B-size closure: ribbon storage
FOSC-D-BASKET	1 pc	D-size closure: storage basket.
FOSC-ACC-D-BASKET-TALL	1 pc	D-size closure: tall storage basket

See section 3.2.5. for more details

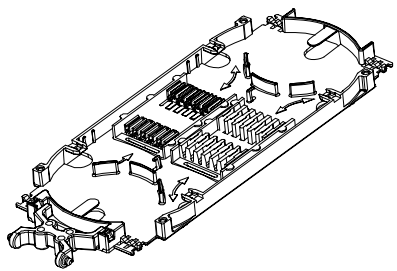
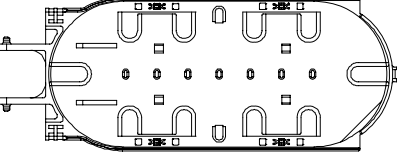
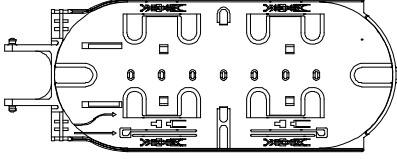
3 Product guide

3.1 Product description

3.1.1 FOSC splicing tray size AS

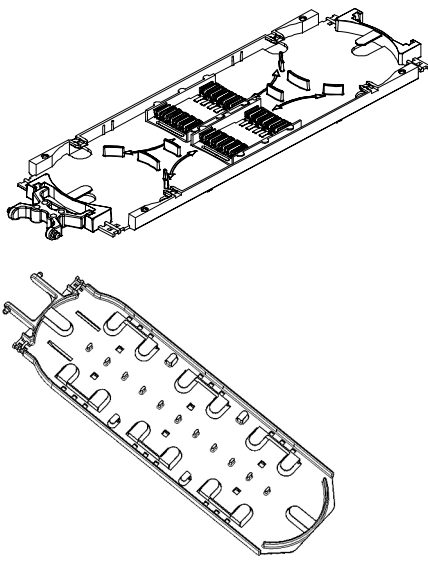
	FOSC tray type (see section 2.1)	Splice capacity	
		Stacked SMOUV or non-stacked ANT	Non stacked SMOUV
	Thin S6	-	6
	A trays A6	6	-

3.1.2 FOSC splicing tray size A

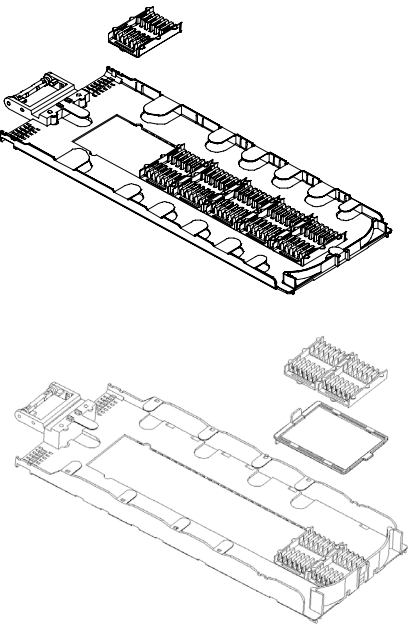
	FOSC tray type (see section 2.1)	Splice capacity	
		Stacked SMOUV/ RECORDSPLICE or non-stacked ANT	Non stacked SMOUV
	A trays 12	-	12 (2x SM6)
	16	-	16 (2x SM8)
	24	-	24 (2x SM12)
	24RS	24 (2 x 12)	
	S08	8	-
	S16	16	-
	A16	16	-
	4R4	-	4R4
	S24	24	-
	A24	24	-

Notes: Drawings are just examples, different splice holders are possible.
SMx: splicing module for x splices

3.1.3 FOSC splicing tray size B

	FOSC tray type (see section 2.1)		Splice capacity Stacked SMOUV/ RECORDSPLICE or non-stacked ANT	
				Non stacked SMOUV
	B trays	12	-	12 (2x SM6)
		16	-	16 (2x SM8)
		24	-	24 (2x SM12)
		24RS	24 (2 x 12)	
		S12	12	-
		S24	24	-
		A24	24	-
		6R4	-	6R4

3.1.4 FOSC splicing tray size D

	FOSC tray type (see section 2.1)		Splice capacity Stacked SMOUV/ RECORDSPLICE or non-stacked ANT	
				Non stacked SMOUV
	D trays	36	-	36 (6x SM6)
		48	-	48 (6x SM8)
		72	72 (6x SM12)	-
		A72	72 (ANT)	-
		S96	96 (smouv 45mm)	-
		L96	96 (smouv 60mm)	-
		A96	96 (ANT)	-
		96RS	96 (8x 12)	-
		RT	-	24R12 (4 stacked modules, each module for 6 mass splices)

Notes: Drawings are just examples, different splice holders are possible.
SMx: splicing module for x splices

3.1.5 FOSC storage basket

'A4' size storage basket

FOSC-A-BASKET

Slack tray to store expressed stranded fiber & ribbon fiber in an 'A' size closure.



7P2P0303.JPG

'A4/A8' size storage basket

FOSC400-A4/A8-BASKET

Slack tray to store expressed stranded fiber & ribbon fiber in an 'A4/A8' size closure.



7P2P0305.JPG

'A8' size storage basket

FOSC-A8-BASKET-FA/DW

Slack tray to store express stranded fiber. Basket facing down.



7P2P0736.JPG



7P2P0733.JPG



7P2P0735.JPG

'A8' size storage basket

FOSC-A8-BASKET-FA/UP

Slack tray to store express stranded fiber. Basket facing up.



7P2P0732.JPG

'B' size storage basket

FOSC-B-BASKET-LBT

Loose buffer tube slack tray to store extra or uncut fiber lengths in a 'B' size closure.



7P2P0307.JPG

'B' size storage basket

FOSC-ACC-B-BASKET

Storage basket to store loose buffer tube, bare fiber or ribbon lengths in a 'B' size closure.



7N3K4319.JPG

'D' size storage basket

FOSC-D-BASKET

Storage basket to store extra or uncut fiber lengths in a 'D' size closure. Capacity for 6 trays left after installation.

Kit includes tiewraps (not shown)



BAS001.JPG

'D' size tall storage basket

FOSC-ACC-D-BASKET-TALL

Storage basket to store extra or uncut fiber lengths in a 'D' size closure. Capacity for 4 trays left after installation.



7N3K4320.JPG

3.2 Characteristics and capacities

3.2.1 FOSC splicing tray size AS

Parameter	AS-size	
	S6	A6
Tray thickness (mm)	4	4
Maximum number of heat-shrinkable splices		
250 µm (*)	6	-
900 µm (*)	2	-
Maximum number of ANT splices		
250 µm (*)	-	6
900 µm (*)	-	2
Fiber length storage (mm) at each side of the splice		
Minimum	900	900
Maximum		
250 µm (*)	1200	1200
900 µm (*)	1200	1200
Installed heat-shrinkable splice protector dimensions		
Minimum Ø (mm)	2.2	-
Maximum Ø (mm)	2.8	-
Accepts 45 mm SMOUV	Yes	-
Accepts 60 mm SMOUV	Yes	-

* : 250 or 900 µm specifies the diameter of the fiber stored in the tray.

3.2.2 FOSC splicing tray size A

Parameter	A-size									
	S08	S16	A16	S24	A24	4R4	12	16	24	24RS
Tray thickness (mm)	10	10	10	10	10	10	11.5	11.5	11.5	11.5
Maximum number of heat-shrinkable splices										
250 µm (*)	8	16	-	24	-	-	12	16	24	-
900 µm (*)	2	2	-	2	-	-	6	6	6	-
Ribbon 4 mass splices	-	-	-	-	-	4	4	-	-	-
Ribbon 8 mass splices	-	-	-	-	-	1	2	-	-	-
Ribbon 12 mass splices	-	-	-	-	-	-	-	-	-	-
Maximum number of most mechanical splices										
250 µm (*)	-	-	-	-	-	-	12	-	-	-
900 µm (*)	-	-	-	-	-	-	6	-	-	-
Maximum number of ANT splices										
250 µm (*)	-	-	16	-	24	-	-	-	-	-
900 µm (*)	-	-	2	-	2	-	-	-	-	-
Maximum number of RECORDsplices										24
Fiber length storage (mm) at each side of the splice										
Minimum	900	900	900	900	900	900	900	900	900	-
Maximum										
250 µm (*)	1200	1200	1200	1200	1200	-	2050	2050	2050	2050
900 µm (*)	1200	1200	1200	1200	1200	-	2050	2050	2050	2050
Ribbon 4	-	-	-	-	-	1200	1200	-	-	-
Ribbon 8	-	-	-	-	-	1200	1200	-	-	-
Ribbon 12	-	-	-	-	-	-	-	-	-	-
Installed heat-shrinkable splice protector dimensions										
Minimum Ø (mm)	2.2	2.2	-	2.2	-	-	2.2	2.2	2.2	-
Maximum Ø (mm)	2.8	2.8	-	2.8	-	-	2.8	2.8	2.8	-
Accepts 45 mm SMOUV	Yes	Yes	-	Yes	-	-	No	No	Yes	-
Accepts 60 mm SMOUV	Yes	No	-	No	-	-	Yes	Yes	Yes	-
Accepts ribbon SMOUV	No	No	-	No	-	Yes	Yes	No	No	-

* : 250 or 900 µm specifies the diameter of the fiber stored in the tray.

3.2.3 FOSC splicing tray size B

Parameter	B-size							
	S12	S24	A24	6R4	12	16	24	24RS
Tray thickness (mm)	10	10	10	10	11.5	11.5	11.5	11.5
Maximum number of heat-shrinkable splices								
250 µm (*)	12	12	-	-	12	16	24	-
900 µm (*)	4	4	-	-	8	8	8	-
Ribbon 4 mass splices	-	-	-	6	6	-	-	-
Ribbon 8 mass splices	-	-	-	1	4	-	-	-
Ribbon 12 mass splices	-	-	-	1	1	-	-	-
Maximum number of most mechanical splices								
250 µm (*)	-	-	-	-	12	-	-	-
900 µm (*)	-	-	-	-	8	-	-	-
Maximum number of ANT splices								
250 µm (*)	-	-	24	-	-	-	-	-
900 µm (*)	-	-	4	-	-	-	-	-
Maximum number of RECORDsplices								
								24
Fiber length storage (mm) at each side of the splice								
Minimum	900	900	900	900	900	900	900	-
Maximum								
250 µm (*)	1200	1200	1200	-	2050	2050	2050	2050
900 µm (*)	1200	1200	1200	-	1200	1200	1200	1200
Ribbon 4	-	-	-	1100	1200	-	-	-
Ribbon 8	-	-	-	1100	1200	-	-	-
Ribbon 12	-	-	-	1100	1200	-	-	-
Installed heat-shrinkable splice protector dimensions								
Minimum Ø (mm)	2.2	2.2	-	-	2.2	2.2	2.2	-
Maximum Ø (mm)	2.8	2.8	-	-	2.8	2.8	2.8	-
Accepts 45 mm SMOUV	Yes	Yes	-	-	No	No	Yes	-
Accepts 60 mm SMOUV	Yes	No	-	-	Yes	Yes	Yes	-
Accepts ribbon SMOUV	No	No	-	Yes	Yes	No	No	-

* : 250 or 900 µm specifies the diameter of the fiber stored in the tray.

3.2.4 FOSC splicing tray size D

Parameter	D-size								
	36	48	72	A72	S96	L96	A96	RT24	96RS
Tray thickness (mm)	13	13	13	13	13	13	13	26	13
Maximum number of heat-shrinkable splices									
250 µm (*)	36	48	72	-	96	96	-	-	-
900 µm (*)	24	24	24	-	24	24	-	-	-
Ribbon 4 mass splices	-	-	-	-	-	-	-	24	-
Ribbon 8 mass splices	-	-	-	-	-	-	-	24	-
Ribbon 12 mass splices	-	-	-	-	-	-	-	24	-
Maximum number of most mechanical splices									
250 µm (*)	36	-	-	-	-	-	-	-	-
900 µm (*)	24	-	-	-	-	-	-	-	-
Maximum number of ANT splices									
250 µm (*)	-	-	-	72	-	-	96	-	-
900 µm (*)	-	-	-	24	-	-	24	-	-
Maximum number of RECORDsplices									
									96
Fiber length storage (mm) at each side of the splice									
Minimum	900	900	900	900	900	900	900	900	-
Maximum									
250 µm (*)	1200	1200	1200	1200	1200	1200	1200	-	1200
900 µm (*)	1200	1200	1200	1200	1200	1200	1200	-	1200
Ribbon 4	-	-	-	-	-	-	-	1100	-
Ribbon 8	-	-	-	-	-	-	-	1100	-
Ribbon 12	-	-	-	-	-	-	-	1100	-
Installed heat-shrinkable splice protector dimensions									
Minimum Ø (mm)	2.2	2.2	2.2	-	2.2	2.2	-	-	-
Maximum Ø (mm)	2.8	2.8	2.8	-	2.8	2.8	-	-	-
Accepts 45 mm SMOUV	Yes	Yes	Yes	-	Yes	No	-	-	-
Accepts 60 mm SMOUV	Yes	Yes	Yes	-	No	Yes	-	-	-
Accepts ribbon SMOUV	No	No	No	-	No	No	-	Yes	-

* : 250 or 900 µm specifies the diameter of the fiber stored in the tray.

3.2.5 FOSC storage basket

	Fit in FOSC-400-	Fit in FOSC-450-	Thick- ness (mm)	# occupied standard trays	Max. fiber length storage	
					Looped loose tubes	Looped ribbon 12
FOSC-A-BASKET	A4	-	30	0	6 tubes of 2.4m	6 ribbons of 2.4 m
FOSC400-A4/A8-BASKET	A4, A8	A	28	0	6 tubes of 2.4m	6 ribbons of 2.4 m
FOSC-A8-BASKET-FA/DW	A8, AS	-	15	0	2 tubes of 2.4m	,
FOSC-A8-BASKET-FA/UP	A8, AS	-	15	0	2 tubes of 2.4m	,
FOSC-B-BASKET-LBT	B2, B4	-	25	0	8 tubes of 2.4m	8 ribbons of 2.4 m
FOSC-ACC-B-BASKET	B2, B4	BS, B6	30	0	8 tubes of 2.4m	8 ribbons of 2.4 m
FOSC-D-BASKET	D5	D6	55	2	24 tubes of 2.6 m	48 ribbons of 2.6 m
FOSC-ACC-D-BASKET-TALL	D5	D6	66	4	24 tubes of 3m	72 ribbons of 3m